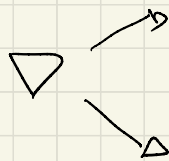



Lezione 14

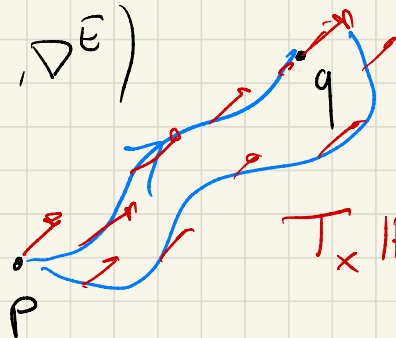
(M, ∇)



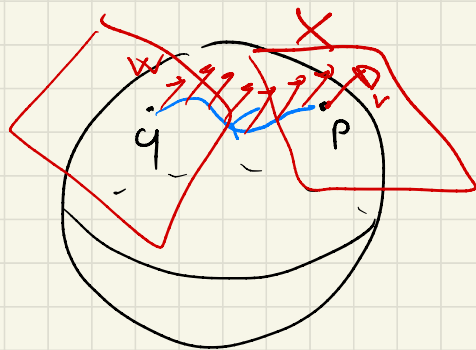
DERIVARE CAMPI LUNGO VETTORI
VETTORIALI

CONNETTERE SPAZI TANGENTI

(\mathbb{R}^n, ∇^E)



$$T_x \mathbb{R}^n = \mathbb{R}^n$$



$\exists!$
parallela
 \downarrow
 W

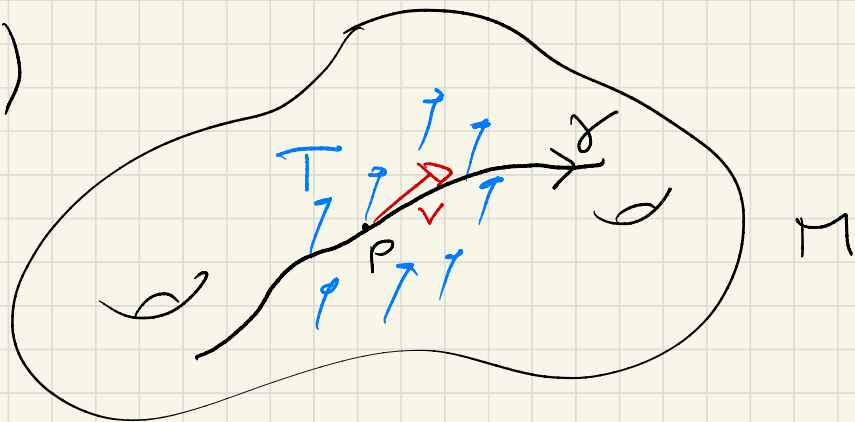
∇ indica anche un modo per derivare
qualsiasi campo tensoriale

(h, k)

in questo modo:

$$T \in \Sigma_K^h(M) \quad T(p) \in T_K^h(T_p M)$$

(M, ∇)



Devo definire $\nabla_v T \in T_K^h(T_p M)$

Scego γ con $\gamma(0) = p$ $\gamma'(0) = v$

$$\Gamma(\gamma)_0^t = \underset{\substack{= \\ p}}{T_{\gamma(0)} M} \xrightarrow{\cong} T_{\gamma(t)} M \quad \text{isomorfo}$$

$$\nabla_v T = \frac{d}{dt} \Gamma(\gamma)_t^0 (T(\gamma(t))) \Big|_{t=0}$$

$$\Gamma(\gamma)_t^0 = T_{jk}^h(T_{\gamma(t)} \Pi) \xrightarrow{\sim} T_{jk}^h(T_{\gamma(0)} \Pi)$$

(non dipende da γ)

Localmente (in coordinate):

$$T_{\substack{i_1, \dots, i_h \\ j_1, \dots, j_k}}$$

$$T^a_{bc}$$

$$v = v^i \frac{\partial}{\partial x^i} \quad (\nabla_v T)^a_{bc} = v^i \frac{\partial T^a_{bc}}{\partial x^i} + v^i T^j_{bc} \Gamma_{ij}^a - v^i T^a_{jc} \Gamma_{ib}^j - v^i T^a_{bj} \Gamma_{ic}^i$$

Es: g tensore metrico

$$(\nabla_v g)_{bc} = v^i \frac{\partial g_{bc}}{\partial x^i} - v^i g_{jc} \Gamma_{ib}^j - v^i g_{bj} \Gamma_{ic}^j$$

CONNESSIONE DI LEVI-CIVITA

$(M, g) \dashrightarrow \nabla \dashrightarrow$ geodetiche, curvatura

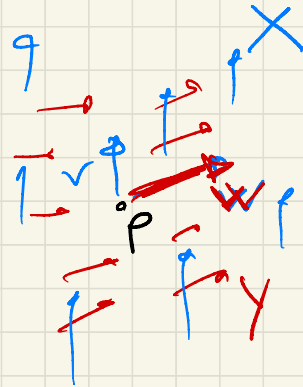
TORSIONE

Dato (M, ∇) definisco T campo tensoriale (1,2)

Dato $p \in M$ $T(p)(v, w) \in T_p M$
 $\forall v, w \in T_p M$

X, Y campi di estensione v e w
qualsiasi

$$T(p)(v, w) = \nabla_v Y - \nabla_w X - [X, Y](p)$$



Prop: $T(p)(v, w)$ non dipende dalle estensioni X e Y

dim: In coordinate

$$T(p)(v, w) = \cancel{v^i \frac{\partial Y}{\partial x^i}} + v^i Y^j \Gamma_{ij}^k e_k - \cancel{w^i \frac{\partial X}{\partial x^i}} - w^i X^j \Gamma_{ij}^k e_k - \cancel{v^i \frac{\partial Y}{\partial x^i}} + \cancel{w^i \frac{\partial X}{\partial x^i}}$$

$$= (v^i w^j \Gamma_{ij}^k - w^i v^j \Gamma_{ij}^k) e_k$$

$$= (v^i w^j \Gamma_{ij}^k - w^j v^i \Gamma_{ji}^k) e_k$$

□

$$T(p)(v, w) = v^i w^j \underbrace{(\Gamma_{ij}^k - \Gamma_{ji}^k)}_{T_{ij}^k} e_k$$

Quindi in coordinate

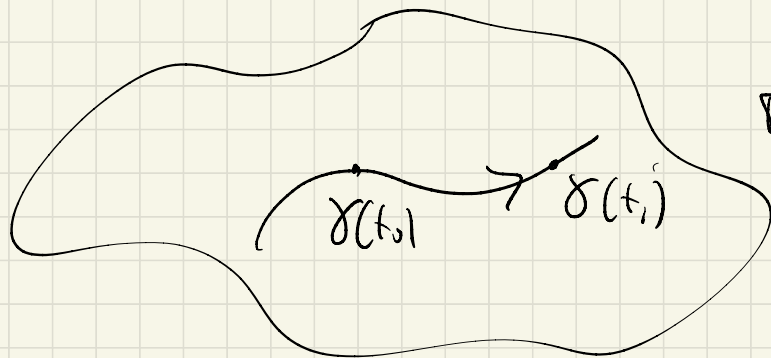
$$T_{ij}^k$$

$$T_{ij}^k = \Gamma_{ij}^k - \Gamma_{ji}^k$$

Def: ∇ è **SIMMETRICA** se $T \equiv 0$ cioè $T(p) = 0$
 cioè $\Gamma_{ij}^k = \Gamma_{ji}^k \quad \forall p \in \mathcal{M}$

Def: ∇ , γ e g sono COMPATIBILI

se
$$\Gamma(\gamma)_{t_0}^{t_1} : T_{\gamma(t_0)} \Pi \xrightarrow{\sim} T_{\gamma(t_1)} \Pi$$



$\bar{\Gamma}$ è una ISOMETRIA
(cioè che rispetta g)

$$\forall \gamma, \forall t_0, \forall t_1$$

Teorema: $(M, g) \exists! \nabla$ (CONNESSIONE LEVI-CIVITA)
che sia simmetrica e compatibile con g

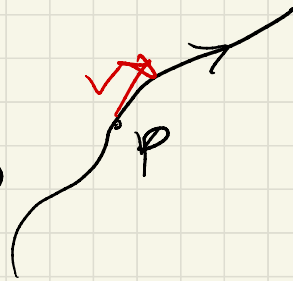
dim.

Lemma: g è compatibile con $\nabla \iff \nabla_r g = 0$

\Leftrightarrow in ogni carta

$$v^i \frac{\partial g_{bc}}{\partial x^i} - v^i g_{jc} \Gamma_{ib}^j - v^i g_{bj} \Gamma_{ic}^j = 0$$

$\forall p \forall v$



\Leftrightarrow

$$\frac{\partial g_{bc}}{\partial x^i} = g_{jc} \Gamma_{ib}^j + g_{bj} \Gamma_{ic}^j$$



Scrivo \star 3 volte permutando b, c, i

ottenete $\star_A, \star_B, \star_C$

$$\star_A + \star_B - \star_C$$

+ SIMMETRIA $\Gamma_{ic}^j = \Gamma_{ci}^j$

$$\frac{\partial g_{kc}}{\partial x^i} + \frac{\partial g_{ci}}{\partial x^b} - \frac{\partial g_{ib}}{\partial x^c} = \Gamma_{\quad}^{\quad} - \Gamma_{\quad}^{\quad} - \Gamma_{\quad}^{\quad}$$

si ottiene

$$\frac{\partial g_{ik}}{\partial x^j} + \frac{\partial g_{jk}}{\partial x^i} - \frac{\partial g}{\partial x} = 2g_{\quad} \Gamma_{\quad}^{\quad}$$

e infine

$$\star \Gamma_{ij}^l = \frac{1}{2} g^{lk} \left(\frac{\partial g_{ik}}{\partial x^j} + \frac{\partial g_{jk}}{\partial x^i} - \frac{\partial g_{ij}}{\partial x^k} \right)$$

Si dimostra che ∇ definita da Γ_{ij}^k usando \star
è effettivamente compatibile e simmetrica

unicità in carte $\Rightarrow \exists$ in M

$(M, g) \rightarrow \nabla \rightarrow$ geodetiche

Es: $(\mathbb{R}^n, g^E) \rightarrow \nabla^E$

Def: $\gamma: I \rightarrow M$ geodetica se $\dot{\gamma}$ è parallelo

In carte $x(t) \in \mathbb{R}^n$ è geodetica \Leftrightarrow

$$\ddot{x}^k + \dot{x}^i \dot{x}^j \Gamma_{ij}^k e_k = 0$$

infatti in generale se $X(t)$ campo lungo $\gamma(t)$

$$D_t X = \frac{dX}{dt} + \dot{\gamma}^i X^j \Gamma_{ij}^k e_k$$

$$X = \dot{\gamma} = \dot{x}$$

$$\gamma \text{ geod} \Leftrightarrow D_t X \equiv 0 \Leftrightarrow$$

Es: ∇^E $\Gamma_{ij}^k \equiv 0$ $\gamma \text{ geod} \Leftrightarrow \ddot{x} = 0$

\Leftrightarrow X è retta affine percorsa a v costante

$$x(t) = p + tv$$

$$H^2 = \{ (x, y) \mid y > 0 \}$$


$$g = \frac{1}{y^2} g^E$$

$$\Gamma_{ij}^k$$

$$\Gamma_{ij}^k = \frac{1}{2} g^{lk} \left(\frac{\partial g_{ik}}{\partial x^j} + \frac{\partial g_{jk}}{\partial x^i} - \frac{\partial g_{ij}}{\partial x^k} \right)$$

$$\Gamma_{11}^2 = \frac{1}{2} g^{2k} \left(\frac{\partial g_{1k}}{\partial x^1} + \frac{\partial g_{1k}}{\partial x^1} - \frac{\partial g_{11}}{\partial x^k} \right)$$

$$= \frac{1}{2} g^{22} \left(2 \frac{\partial g_{12}}{\partial x^1} - \frac{\partial g_{11}}{\partial x^2} \right) = \frac{1}{2} y^2 \left(- \frac{\partial (\frac{1}{y^2})}{\partial y} \right) = \frac{1}{y}$$



$$g_{ij} = \frac{1}{y^2} \begin{pmatrix} 1 & 0 \\ 0 & 1 \end{pmatrix} = \begin{pmatrix} \frac{1}{y^2} & 0 \\ 0 & \frac{1}{y^2} \end{pmatrix} \quad g^{ij} = \begin{pmatrix} y^2 & 0 \\ 0 & y^2 \end{pmatrix}$$

$$P = (x, y) = (x^1, x^2)$$

Ex: $\Gamma_{11}^2 = \frac{1}{y}$ $\Gamma_{12}^1 = \Gamma_{21}^1 = \Gamma_{22}^2 = -\frac{1}{y}$

negli altri casi $\Gamma_{ij}^k = 0$

$$\Gamma_{11}^1 = 0 \dots$$

$$\ddot{x} + \dot{x}^i \dot{x}^j \Gamma_{ij}^k e_k = 0$$

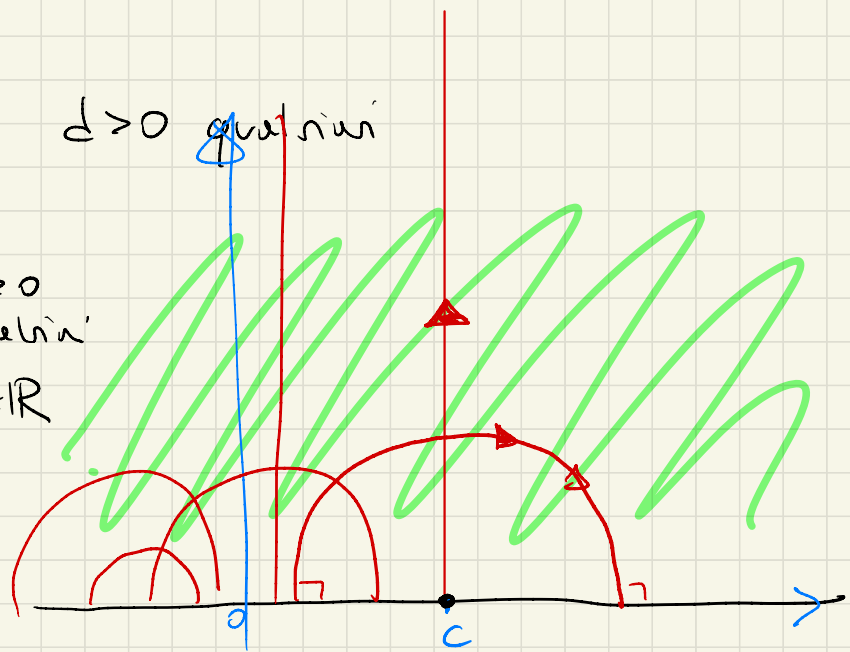
$$\begin{cases} \ddot{x} - \frac{2}{y} \dot{x} \dot{y} = 0 \\ \ddot{y} + \frac{1}{y} \left((\dot{x})^2 - (\dot{y})^2 \right) = 0 \end{cases}$$

$$\ddot{x}^i + \sum_{j=1}^2 \dot{x}^j \Gamma_{i2}^1 = 0$$

Soluzioni: $\begin{cases} x=c \\ y=e^{dt} \end{cases}$

$$\begin{cases} x = \lambda \tanh(dt) + c \\ y = \lambda \cdot \frac{1}{\cosh(dt)} \end{cases}$$

$d > 0$ quindi
 $c \in \mathbb{R}$



Oss: $(x-c)^2 + y^2 = \lambda^2$

\Rightarrow geod. \bar{e} un arco di circonferenza di centro $(c, 0)$ e raggio λ

